

C.O. (cardiac output) module

- C80 is involved itself in invasive cardiac output technique, but C.O. measurement is conducted with conventional thermo dilution invasive cardiac output and other hemodynamic parameters. The monitor can measure "blood temperature", "calculating cardiac output", "calculating hemodynamics". The cardiac output is measured with floating catheter led from vein to pulmonary artery followed by injecting a certain amount of ice water at 0°C (injecta) such that the blood temperature will be varied after the injecta and blood output from the heart are mixed together thereby achieving cardiac output by measuring blood temperature variation before and after injected in accordance with the principle of heat balance.

BIS (Bispectral Index) module

- The BIS module has been designed to be used in the monitoring of the level of consciousness of a person during the application of general anaesthesia or in intensive care. This is accomplished by registering the electroencephalographic signal (EEG) by means of surface electrodes which is then analyzed by a digital process. As a result of the applied calculation, an index "BIS" is obtained, which serves as guidance to the experts who use it to determine the level of consciousness of the patient during surgery.

Intelligent Alarm

- Auto-identification of alarm level. Self-adjust proper alarm time to reduce false alarms.



- Support wire & wireless central monitoring system.

IPX1 Level Waterproof



Healthcorp
MEDICAL EQUIPMENT

Mail: contacto@healthcorp.ec
Celular: 0999230608

CE 1639

COMeN



C80

Multi-parameter Patient Monitor

C80

Multi-parameter Patient Monitor



- 12.1" LCD touch screen.


C80 multi-parameter patient monitor is designed to meet your every second care of patients in clinical, configuring 12.1" LED touch screen, fixed handle, various mounting solutions as well as handwriting pen, it is therefore your optimal choice for acute care. In case of different clinical environment such as in ICU, C80 provides IPX1 waterproof protection to satisfying strict environment requirements.



Fixed handle, more compact with small weight, easy to carry



Aesthetically pleasing new interface design



USB, VGA, network and multifunctional interface

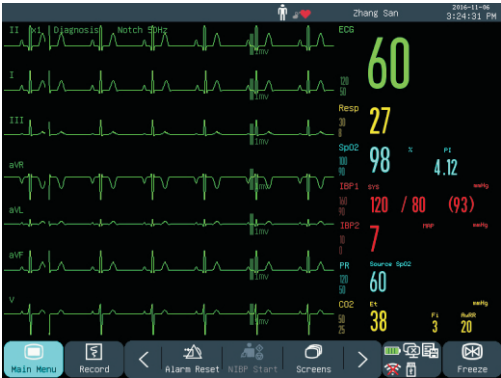


Wall mount, rolling stand



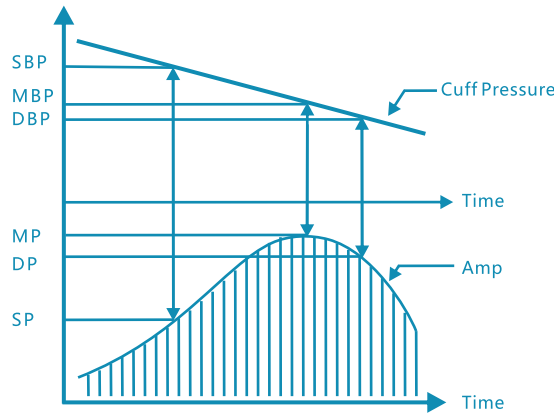
Large capacity of Lithium battery support long time working without power supply

With leading ECG technology, anti-motion & weak perfusion SpO₂ technology as well as accurate NIBP measurement technology, Comen cooperate with world leading medical providers such as Masimo, Covidien, Respirationics, Medis to optimize C80 performances by configuring CO₂, AG, BIS and impedance cardiography monitoring into one, helping you care even the most critical patients with professional assistance.



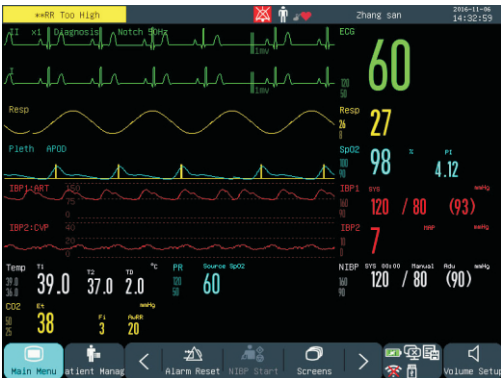
ECG

- 3/5/12-lead ECG measurement technology , leads automatic identification
- Intelligent leads off detection and automatically leads selection guarantee uninterrupted monitoring
- ECG ensures intensive monitoring for a particular waveform
- CMRR≥105dB, outstanding ECG anti-interference capability
- 26 arrhythmia analysis support



NIBP

- AcuTec™ NIBP technology, high accuracy for hypertension monitoring. The initial inflatable pressure can be selected to improve the accuracy of measurement and the comfort of patients

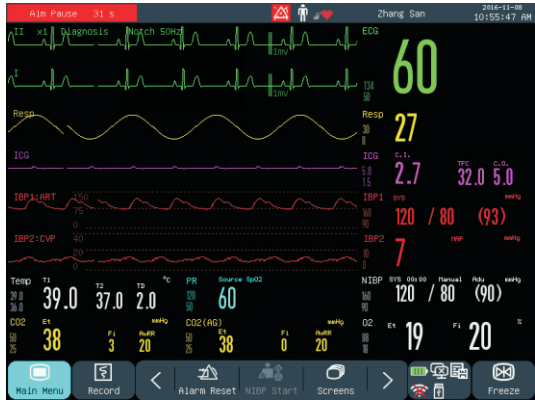


IBP

- 2-channel IBP with monitoring CVP, LAP, RAP, ICP etc

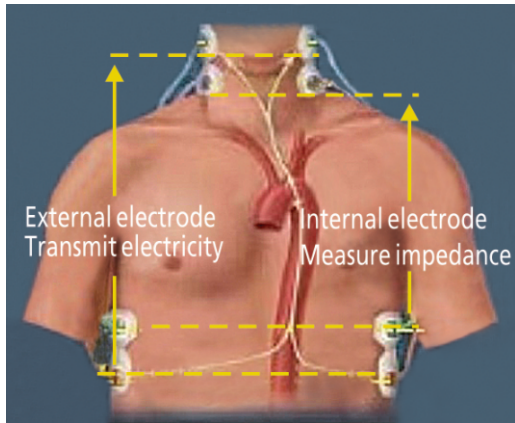
CO₂

- Collaborates with US RESPIRONICS, MASIMO, Plug and Play EtCO₂ monitoring.
- Use CAPNOSTAT 5 / IRMA mainstream sensor for optimal performance in monitoring intubated patient.
- Small, durable and lightweight mainstream sensor provides accurate and reliable monitoring for all intubated patients from neonates to adults.
- Use LoFlo / ISA sidestream sensor for monitoring non-intubated patient.
- Flexible, compact CO₂ sensor provides consistent and reliable monitoring of adult, pediatric and neonatal patients.
- Sample rate ≤ 50ml/min(micro-stream).



Anesthetic Gas

- Collaborate with MASIMO for the advanced anesthetic gas module of monitoring 8 types of gas (O₂, CO₂, N₂O, ENF, ISO, DES, SEV, HAL). Automatic identification of the anesthetic gas, short time warming up, long service life with MAC value (minimum alveolar concentration).



Impedance cardiography

- Collaborates with MEDIS, impedance cardiography for non-invasive continuous hemodynamic monitoring.
- Blood volume and Blood Flow Velocity varies with heartbeat, DISQ® technology processes impedance signal variation.
- Micro-signal transmit through disposable electrode.
- Variation of impedance applies to non-invasive Z MARC™ algorithm for acquiring SV, C.O., SVR and TFC etc.